

Water Enhancer Sativa Orange

 Sample ID: SA-240411-38181
 Batch: 042024SATWS
 Type: In-Process Material
 Matrix: Oil / Liquid - Beverage
 Unit Mass (g):

 Received: 03/14/2024
 Completed: 04/16/2024

Client
 SunFlora Inc.
 600 8th Ave W, STE 400
 Palmetto, FL 34221
 USA


Summary

Test	Date Tested	Status
Cannabinoids	03/18/2024	Tested
Heavy Metals	04/16/2024	Tested
Microbials	04/16/2024	Tested
Mycotoxins	04/16/2024	Tested
Pesticides	04/16/2024	Tested
Residual Solvents	04/12/2024	Tested
Terpenes	04/16/2024	Tested

2.98 mg/mL Total Δ9-THC	16.8 mg/mL Total CBD	37.4 mg/mL Total Cannabinoids	Not Tested Moisture Content	Not Tested Foreign Matter	Yes Internal Standard Normalization
-----------------------------------	--------------------------------	---	---------------------------------------	-------------------------------------	---

Cannabinoids by HPLC-PDA

Analyte	LOD (mg/mL)	LOQ (mg/mL)	Result (mg/mL)	Result (%)
CBC	0.00095	0.00284	4.61474	0.438
CBCA	0.00181	0.00543	ND	ND
CBCV	0.0006	0.0018	ND	ND
CBD	0.00081	0.00242	16.77456	1.59
CBDA	0.00043	0.0013	ND	ND
CBDV	0.00061	0.00182	0.30608	0.0291
CBDVA	0.00021	0.00063	ND	ND
CBG	0.00057	0.00172	11.47477	1.09
CBGA	0.00049	0.00147	ND	ND
CBL	0.00112	0.00335	0.21873	0.0208
CBLA	0.00124	0.00371	ND	ND
CBN	0.00056	0.00169	0.05451	0.00517
CBNA	0.0006	0.00181	ND	ND
CBT	0.0018	0.0054	0.9996	0.0949
Δ8-THC	0.00104	0.00312	ND	ND
Δ9-THC	0.00076	0.00227	2.97838	0.283
Δ9-THCA	0.00084	0.00251	ND	ND
Δ9-THCV	0.00069	0.00206	ND	ND
Δ9-THCVA	0.00062	0.00186	ND	ND
Total Δ9-THC			2.98	0.283
Total			37.4	3.55


ND = Not Detected; NT = Not Tested; LOD = Limit of Detection; LOQ = Limit of Quantitation; RL = Reporting Limit; Δ = Delta; Total Δ9-THC = Δ9-THCA * 0.877 + Δ9-THC; Total CBD = CBDA * 0.877 + CBD;



 Generated By: Ryan Bellone
 CCO
 Date: 04/16/2024



 Tested By: Nicholas Howard
 Scientist
 Date: 03/18/2024

 ISO/IEC 17025:2017 Accredited
 Accreditation #108651


Water Enhancer Sativa Orange

 Sample ID: SA-240411-38181
 Batch: 042024SATWS
 Type: In-Process Material
 Matrix: Oil / Liquid - Beverage
 Unit Mass (g):




 Received: 03/14/2024
 Completed: 04/16/2024

Client
 SunFlora Inc.
 600 8th Ave W, STE 400
 Palmetto, FL 34221
 USA

Terpenes by GC-MS

Analyte	LOD (%)	LOQ (%)	Result (%)	Analyte	LOD (%)	LOQ (%)	Result (%)
α-Bisabolol	0.0002	0.001	0.0502	Limonene	0.0002	0.001	0.119
(+)-Borneol	0.0002	0.001	ND	Linalool	0.0002	0.001	0.00444
Camphene	0.0002	0.001	<LOQ	β-myrcene	0.0002	0.001	0.00564
Camphor	0.0004	0.002	ND	Nerol	0.0002	0.001	ND
3-Carene	0.0002	0.001	ND	cis-Nerolidol	0.0002	0.001	ND
β-Caryophyllene	0.0002	0.001	0.0315	trans-Nerolidol	0.0002	0.001	0.00389
Caryophyllene Oxide	0.0002	0.001	0.00806	Ocimene	0.0002	0.001	ND
α-Cedrene	0.0002	0.001	<LOQ	α-Phellandrene	0.0002	0.001	ND
Cedrol	0.0002	0.001	ND	α-Pinene	0.0002	0.001	0.0162
Eucalyptol	0.0002	0.001	ND	β-Pinene	0.0002	0.001	<LOQ
Fenchone	0.0004	0.002	ND	Pulegone	0.0002	0.001	ND
Fenchyl Alcohol	0.0002	0.001	<LOQ	Sabinene	0.0002	0.001	ND
Geraniol	0.0002	0.001	ND	Sabinene Hydrate	0.0002	0.001	ND
Geranyl Acetate	0.0002	0.001	0.00294	α-Terpinene	0.0002	0.001	ND
Guaiol	0.0002	0.001	0.01	γ-Terpinene	0.0002	0.001	<LOQ
Hexahydrothymol	0.0002	0.001	ND	α-Terpineol	0.0001	0.0005	0.00292
α-Humulene	0.0002	0.001	0.0148	γ-Terpineol	0.0001	0.0005	ND
Isoborneol	0.0002	0.001	ND	Terpinolene	0.0002	0.001	<LOQ
Isopulegol	0.0002	0.001	ND	Valencene	0.0002	0.001	ND
				Total Terpenes (%)			0.272

ND = Not Detected; NT = Not Tested; LOD = Limit of Detection; LOQ = Limit of Quantitation; P = Pass; F = Fail; RL = Reporting Limit; Values over action limits may be estimates




 Generated By: Ryan Bellone
 CCO
 Date: 04/16/2024



 Tested By: Kelsey Rogers
 Scientist
 Date: 04/16/2024


Water Enhancer Sativa Orange

Sample ID: SA-240411-38181
 Batch: 042024SATWS
 Type: In-Process Material
 Matrix: Oil / Liquid - Beverage
 Unit Mass (g):

Received: 03/14/2024
 Completed: 04/16/2024

Client
 SunFlora Inc.
 600 8th Ave W, STE 400
 Palmetto, FL 34221
 USA

Heavy Metals by ICP-MS

Analyte	LOD (ppm)	LOQ (ppm)	Result (ppm)
Arsenic	0.002	0.02	ND
Cadmium	0.001	0.02	ND
Lead	0.002	0.02	<LOQ
Mercury	0.012	0.05	ND

ND = Not Detected; NT = Not Tested; LOD = Limit of Detection; LOQ = Limit of Quantitation; P = Pass; F = Fail; RL = Reporting Limit; Values over action limits may be estimates



Generated By: Ryan Bellone
 CCO
 Date: 04/16/2024



Tested By: Chris Farman
 Scientist
 Date: 04/16/2024



Water Enhancer Sativa Orange

 Sample ID: SA-240411-38181
 Batch: 042024SATWS
 Type: In-Process Material
 Matrix: Oil / Liquid - Beverage
 Unit Mass (g):

 Received: 03/14/2024
 Completed: 04/16/2024

Client
 SunFlora Inc.
 600 8th Ave W, STE 400
 Palmetto, FL 34221
 USA

Pesticides by LC-MS/MS

Analyte	LOD (ppb)	LOQ (ppb)	Result (ppb)	Analyte	LOD (ppb)	LOQ (ppb)	Result (ppb)
Abamectin	30	100	ND	Hexythiazox	30	100	ND
Acephate	30	100	ND	Imazalil	30	100	ND
Acequinocyl	30	100	ND	Imidacloprid	30	100	ND
Acetamiprid	30	100	ND	Kresoxim methyl	30	100	ND
Aldicarb	30	100	ND	Malathion	30	100	ND
Azoxystrobin	30	100	ND	Metalaxyl	30	100	ND
Bifenazate	30	100	ND	Methiocarb	30	100	ND
Bifenthrin	30	100	ND	Methomyl	30	100	ND
Boscalid	30	100	ND	Mevinphos	30	100	ND
Carbaryl	30	100	ND	Myclobutanil	30	100	ND
Carbofuran	30	100	ND	Naled	30	100	ND
Chloranthraniliprole	30	100	ND	Oxamyl	30	100	ND
Chlorfenapyr	30	100	ND	Paclobotrazol	30	100	ND
Chlorpyrifos	30	100	ND	Permethrin	30	100	ND
Clofentezine	30	100	ND	Phosmet	30	100	ND
Coumaphos	30	100	ND	Piperonyl Butoxide	30	100	ND
Cypermethrin	30	100	ND	Prallethrin	30	100	ND
Daminozide	30	100	ND	Propiconazole	30	100	ND
Diazinon	30	100	ND	Propoxur	30	100	ND
Dichlorvos	30	100	ND	Pyrethrins	30	100	ND
Dimethoate	30	100	ND	Pyridaben	30	100	ND
Dimethomorph	30	100	ND	Spinetoram	30	100	ND
Ethoprophos	30	100	ND	Spinosad	30	100	ND
Etofenprox	30	100	ND	Spiromesifen	30	100	ND
Etoxazole	30	100	ND	Spirotetramat	30	100	ND
Fenhexamid	30	100	ND	Spiroxamine	30	100	ND
Fenoxycarb	30	100	ND	Tebuconazole	30	100	ND
Fenpyroximate	30	100	ND	Thiacloprid	30	100	ND
Fipronil	30	100	ND	Thiamethoxam	30	100	ND
Flonicamid	30	100	ND	Trifloxystrobin	30	100	ND
Fludioxonil	30	100	ND				

ND = Not Detected; NT = Not Tested; LOD = Limit of Detection; LOQ = Limit of Quantitation; P = Pass; F = Fail; RL = Reporting Limit; Values over action limits may be estimates



 Generated By: Ryan Bellone
 CCO
 Date: 04/16/2024



 Tested By: Anthony Mattingly
 Scientist
 Date: 04/16/2024


Water Enhancer Sativa Orange

Sample ID: SA-240411-38181
 Batch: 042024SATWS
 Type: In-Process Material
 Matrix: Oil / Liquid - Beverage
 Unit Mass (g):

Received: 03/14/2024
 Completed: 04/16/2024

Client
 SunFlora Inc.
 600 8th Ave W, STE 400
 Palmetto, FL 34221
 USA

Mycotoxins by LC-MS/MS

Analyte	LOD (ppb)	LOQ (ppb)	Result (ppb)
B1	1	5	ND
B2	1	5	ND
G1	1	5	ND
G2	1	5	ND
Ochratoxin A	1	5	ND

ND = Not Detected; NT = Not Tested; LOD = Limit of Detection; LOQ = Limit of Quantitation; P = Pass; F = Fail; RL = Reporting Limit; Values over action limits may be estimates



Generated By: Ryan Bellone
 CCO
 Date: 04/16/2024



Tested By: Anthony Mattingly
 Scientist
 Date: 04/16/2024



Water Enhancer Sativa Orange

Sample ID: SA-240411-38181
 Batch: 042024SATWS
 Type: In-Process Material
 Matrix: Oil / Liquid - Beverage
 Unit Mass (g):

Received: 03/14/2024
 Completed: 04/16/2024

Client
 SunFlora Inc.
 600 8th Ave W, STE 400
 Palmetto, FL 34221
 USA

Microbials by PCR and Plating

Analyte	LOD (CFU/g)	Result (CFU/g)	Result (Qualitative)
Total aerobic count	10	ND	
Total coliforms	10	ND	
Generic E. coli	10	ND	
Salmonella spp.	1		Not Detected per 1 gram
Shiga-toxin producing E. coli (STEC)	1		Not Detected per 1 gram

ND = Not Detected; NT = Not Tested; LOD = Limit of Detection; LOQ = Limit of Quantitation; CFU = Colony Forming Units; P = Pass; F = Fail; RL = Reporting Limit



Generated By: Ryan Bellone
 CCO
 Date: 04/16/2024



Tested By: Mario Aguirre
 Lab Technician
 Date: 04/16/2024



Water Enhancer Sativa Orange

 Sample ID: SA-240411-38181
 Batch: 042024SATWS
 Type: In-Process Material
 Matrix: Oil / Liquid - Beverage
 Unit Mass (g):

 Received: 03/14/2024
 Completed: 04/16/2024

Client
 SunFlora Inc.
 600 8th Ave W, STE 400
 Palmetto, FL 34221
 USA

Residual Solvents by HS-GC-MS

Analyte	LOD (ppm)	LOQ (ppm)	Result (ppm)	Analyte	LOD (ppm)	LOQ (ppm)	Result (ppm)
Acetone	167	500	ND	Ethylene Oxide	0.5	1	ND
Acetonitrile	14	41	ND	Heptane	167	500	2780
Benzene	0.5	1	ND	n-Hexane	10	29	ND
Butane	167	500	ND	Isobutane	167	500	ND
1-Butanol	167	500	ND	Isopropyl Acetate	167	500	ND
2-Butanol	167	500	ND	Isopropyl Alcohol	167	500	ND
2-Butanone	167	500	ND	Isopropylbenzene	167	500	ND
Chloroform	2	6	ND	Methanol	100	300	ND
Cyclohexane	129	388	ND	2-Methylbutane	10	29	ND
1,2-Dichloroethane	0.5	1	ND	Methylene Chloride	20	60	ND
1,2-Dimethoxyethane	4	10	ND	2-Methylpentane	10	29	ND
Dimethyl Sulfoxide	167	500	ND	3-Methylpentane	10	29	ND
N,N-Dimethylacetamide	37	109	ND	n-Pentane	167	500	ND
2,2-Dimethylbutane	10	29	ND	1-Pentanol	167	500	ND
2,3-Dimethylbutane	10	29	ND	n-Propane	167	500	ND
N,N-Dimethylformamide	30	88	ND	1-Propanol	167	500	ND
2,2-Dimethylpropane	167	500	ND	Pyridine	7	20	ND
1,4-Dioxane	13	38	ND	Tetrahydrofuran	24	72	ND
Ethanol	167	500	>70000	Toluene	30	89	ND
2-Ethoxyethanol	6	16	ND	Trichloroethylene	3	8	ND
Ethyl Acetate	167	500	ND	Xylenes (o-, m-, and p-)	73	217	ND
Ethyl Ether	167	500	ND				
Ethylbenzene	3	7	ND				

ND = Not Detected; NT = Not Tested; LOD = Limit of Detection; LOQ = Limit of Quantitation; P = Pass; F = Fail; RL = Reporting Limit; Values over action limits may be estimates



 Generated By: Ryan Bellone
 CCO
 Date: 04/16/2024



 Tested By: Kelsey Rogers
 Scientist
 Date: 04/12/2024
